



F&F Filipowski sp. j
ul. Konstytucyjna 79/81
95-200 Pabianice, POLAND
tel/fax 48 42 2270971
e-mail: fif@fif.com.pl

PZ-828

FLUID LEVEL CONTROL RELAYS one-position



www.fif.com.pl

F&F products are covered by an 24 months warranty from date of purchase

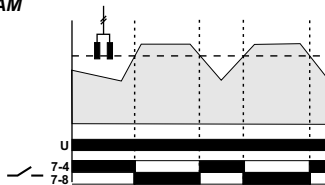
PURPOSE

Fluid level control relays PZ-828 is devised to detect the presence of conductive liquids reaching the level of the sensor.

FUNCTIONING

In dry conditions, the relay's joint remains in the 7-4 position. Once the sensor becomes flooded with liquid, the red LED indicator lights up, and the contact is shifted to the 7-8 position. After the level of the conductive liquid decreases (and the electrodes of the flooding sensor depart), the joint returns to position 7-4.

DIAGRAM



ASSEMBLY

1. Take OFF the power.
2. Put on the relay on the rail in the switchgearbox.
3. Connect power to joints 1-2 with marks.
4. When we extend cable of probe early isolate place of connection that there wasn't current of short-circuit (flooding state for relay). Probe cable connect to joints 5-6.
5. Assembly probe on the same level as controlled fluid.
6. In supply system of controlled receiver connect in line (series) joint of relay (joints 7-8).

TECHNICAL DATA

supply	230V AC
current load	<16A
joint	separate 1P
switching joints delay	<5sec
power supply	green LED
working mode	red LED
power consumption	1,1W
working temperature	-25+50°C
connection	screw terminals 2,5mm ²
dimensions	2 modules (35mm)
fixing	on rail TH-35
joints 5-6 galvanic separated	

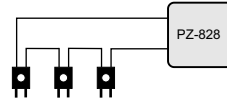
Possibility of connection the probe

The design of the probe allows for mounting it on a flat ground level, for example, on the floor in a room with hydro-valves, flaw pipes or laundry, which allows you to quickly detect the failure and flooding the room with the liquid while excluding electrical circuits, or accompanied by light or sound signals (alarm).

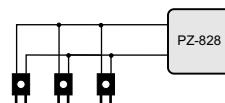
ATTENTION!

The probe cable can be extended to 100m.

To input 5-6 can be connected 10 probes - in series or parallel:
- **series** - to dependent control system for fluid level in a many points - it must be the same short-circuit for all connected sensors to activation of relay

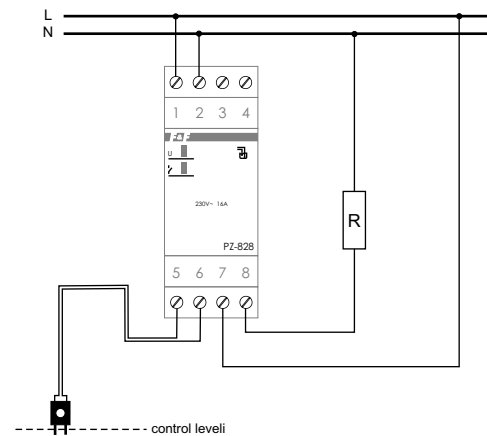


- **parallel** - Alternative control system for fluid level in a many points - must be at least one short-circuit, for any of the connected sensors. With the serial connection sensor sensitivity is reduced (decreasing conductivity).



flooding probe	electrode
dimension of probe/length of cable	30×20×5mm/1,5m
length/pitch of electrodes	30mm / 5mm
probe voltage	<6V~
probe current	<0,13mA

WIRING DIAGRAM



A090712